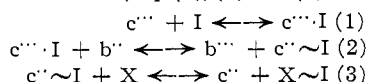


Page 2970. In col. 1, eq. (1), (2) and (3) should read



In line 3 from the end, for "b'''' read "c'," and in col. 2, line 8, for "b'''' read "c''''.—BRITTON CHANCE.

Hira Lal and M. S. Narasinga Rao. Metal Protein Interactions in Buffer Solutions. I. An Electrophoretic Study of the Interaction of Copper, Zinc, Cadmium and Cobalt Ions with Native and Modified Bovine Serum Albumins.

Page 3055. In col. 1, Eq. (11), line 6 below this, and in col. 2, ordinate of Fig. 4, and in eq. (13), for " $e^{-2\omega\Delta z_p}$ " read " $e^{2\omega\Delta z_p}$."

Page 3056. In col. 2, line 8, for "three" read "free."—A. B. BISWAS.

Kenneth L. Rinehart, Jr., Ronald J. Curby, Jr., and Philip E. Sokol. Organic Chemistry of Ferrocene. II. The Preparation of ω -Ferrocenyl Aliphatic Acids.

Page 3421. Footnote (13) should read "Pauson has reported the isolation of ferrocenylacetothiomorpholide from the Willgerodt reaction of acetylferrocene, but has given no experimental details or physical properties (P. L. PAUSON, *Quart. Revs.*, 9, 391 (1955)).—KENNETH R. RINEHART, JR.

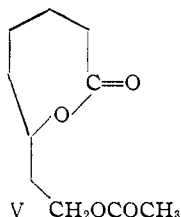
David A. Shirley and Erwin A. Lehto. The Metalation of 4-*t*-butyldiphenyl Sulfone with *n*-butyllithium.

Page 3481. In col. 2, line 15, for "demetalation" read "dimetalation."

Page 3482. In Fig. 2, upper right, III \rightarrow should be III \leftarrow .

Augusto Segre, René Viterbo and Giovanni Parisi. A New Synthesis of 6-Thioctic Acid (DL- α -Lipoic Acid).

Page 3504. In the formulas, V is in error and should be



In col. 2, line 31, for "at" read "of."—AUGUSTO SEGRE.

Meyer M. Markowitz, John E. Ricci, Richard J. Goldman and Paul F. Winternitz. The Chemical Properties of Nitrosyl Perchlorate: The Neutralization Equivalent.

Page 3660. In col. 1, line 3 from the end, the equation should read



MEYER M. MARKOWITZ.

Jacques R. Fresco and Paul Doty. Polynucleotides. I. Molecular Properties and Configurations of Polyribadenylic Acid in Solution.

Page 3929. In col. 1, line 6, eliminate ⁶ and all of ref. (6) and add: "The combination of polyuridylic acid with poly-A previously observed^{6,7} would not be expected to take place if poly-A were in the helical configuration. With Mr. R. Haselkorn we have shown that this is so: that is, poly-A and poly-U combine only when poly-A is in the randomly coiled form."

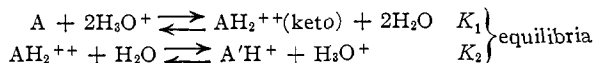
(6) R. C. Warner, *Federation Proc.*, 15, 379 (1956).

(7) A. Rich, "The Chemical Basis of Heredity," Johns Hopkins Press, Baltimore, Md., 1957, pp. 557-562.

We are very much indebted to Mrs. Elizabeth Klemperer, who was responsible for many of the measurements in this investigation.—PAUL DOTY.

W. E. Silbermann and T. Henshall. The Kinetics of Ring Closure of Alkyl-substituted 3,3-Dimethyl-5-keto-hexanoic Acids by Sulfuric Acid.

Page 4112. In col. 1, the top part of the equations, read



$\downarrow (k)$ rate-controlling

product \leftarrow (intermediates)

Page 4113. In col. 2, footnote (26) should read "(26) Reference 22, p. 416."—W. E. SILBERMANN.

John B. Brown and Marguerite Svensson. The Stability of Potassium Borohydride in Alkaline Solutions.

Page 4241. The ordinate and caption of Fig. 1 are labeled incorrectly. The ordinate is the logarithm of the slope, K , of the line of the first-order plot of the reaction. The rate constant, k' , is related to the slope by $k' = 2.303K$.

The last paragraph of the communication was based on the erroneous assumption that Pecsok's rate constants were expressed in terms of time in hours rather than minutes.

With these changes, Jensen's data with borate buffer agree quite well with Pecsok's pyrophosphate buffer data and indicate a reaction which is first order in hydronium ion. However, in the high pH range shown in Fig. 1, the reaction appears to be 0.4 order with respect to hydronium ion.

Page 4242. The received date of the Communication was June 4, 1957.—JOHN B. BROWN.

Book Review. By Maurice L. Huggins. Crystal Structures. Vol. II.

Page 4252. Line 9 of the review, for "not" read "now."

Hans B. Jonassen and Lowell Westerman. Inorganic Complex Compounds Containing Polydentate Groups. XIV. The Stability of the Complexes Formed between Nickel(II) Ion and Tetraethylenepentamine.

Page 4278. Equation (22) should be extended to read

$$K^{NiNiHT} = K_1 K^{H_{TH_2}} K^{H_{TH_3}} K^{H_{TH_4}}$$

$$\text{since } K_1 = \frac{[NiHT^{+3}][H^+]^3}{[Ni^{+2}][TH_4^{+4}]}$$

$$\text{and } K^{H_{TH_2}} K^{H_{TH_3}} K^{H_{TH_4}} = \frac{[TH_4^{+4}]}{[TH^+][H^+]^3}$$

$$K_1 K^{H_{TH_2}} K^{H_{TH_3}} K^{H_{TH_4}} = \frac{[NiHT^{+3}]}{[Ni][TH^+]} = K^{NiNiHT}$$

Then in Table III, the next to last line should read

$$\log K^{NiNiHT} \quad 12.86 \quad 12.82 \quad 12.86$$

HANS B. JONASSEN.

Burton J. Thamer. Spectrophotometric and Solvent-extraction Studies of Uranyl Phosphate Complexes.

Page 4301. In equation (18) the last denominator term should be $[H^+]^2$. Also, in all equations the letters α , β , γ , δ , i and r are subscripts.—BURTON J. THAMER.

Alan E. Comyns and Howard J. Lucas. Coördination of Silver Ion with Unsaturated Compounds. X. Complexes of Silver Perchlorate and Silver Nitrate with Alkynes.

Page 4341. In Table I, entry line 1, for "0.10" read "0.14"; line 2, for "0.10" read "0.14"; line 3, for "0.28" read "0.41"; for "0.22" read "0.32" and for "0.24" read "0.33." In col. 2, line 11, for "two thousand" read "fifteen hundred."—HOWARD J. LUCAS.

R. M. Keefer and L. J. Andrews. The Kinetics of Aromatic Hydrocarbon Chlorination in Acetic Acid. The Use of Zinc Chloride as a Catalyst and of Iodobenzene Dichloride as a Halogen Source.

Page 4350 ff. In Table III the value of 10^3k for benzene should read 0.00085. In Table IV the value of 10^3k_a for benzene should read 0.18. The partial rate factors reported for the uncatalyzed chlorinations on page 4352 are therefore in error. Those readers interested in the partial rate factors for the chlorination reaction should consult the recent work of H. C. Brown and L. M. Stock, *THIS JOURNAL*, 79, 5175 (1957). The partial rate factors for the $ZnCl_2$ catalyzed reaction should be $o_f = 137$; $m_f = 5.8$ and $p_f = 222$.—R. M. KEEFER.